

MB3505 THRU MB3510

Features

- Mounting Hole For #8 Screw
- High Conductivity Metal Case
- Any Mounting Position
- Surge Rating Of 400 Amps

35 Amp Single Phase Bridge Rectifier 50 to 1000 Volts

Maximum Ratings

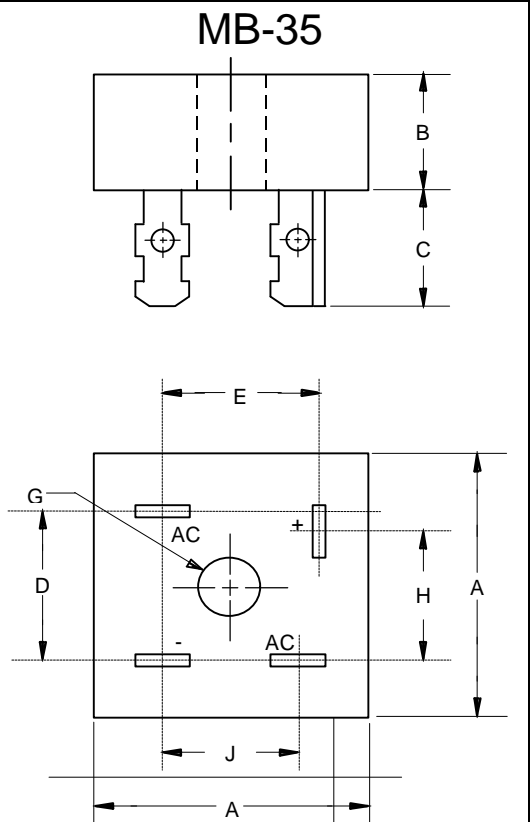
- Operating Temperature: -55°C to +175°C
- Storage Temperature: -55°C to +175°C

Microsemi Catalog Number	Device Marking	Maximum Reccurent Peak Reverse Voltage	Maximum RMS Voltage	Maximum DC Blocking Voltage
MB3505	MB3505	50V	35V	50V
MB351	MB351	100V	70V	100V
MB352	MB352	200V	140V	200V
MB354	MB354	400V	280V	400V
MB356	MB356	600V	420V	600V
MB358	MB358	800V	560V	800V
MB3510	MB3510	1000v	700V	1000v

Electrical Characteristics @ 25°C Unless Otherwise Specified

Average Forward Current	$I_{F(AV)}$	35.0A	$T_J = 55^\circ\text{C}$
Peak Forward Surge Current	I_{FSM}	300A	8.3ms, half sine
Maximum Forward Voltage Drop Per Element	V_F	1.1V	$I_{FM} = 17.5\text{A}$ per element; $T_J = 25^\circ\text{C}^*$
Maximum DC Reverse Current At Rated DC Blocking Voltage	I_R	10 μA 1.0mA	$T_J = 25^\circ\text{C}$ $T_J = 100^\circ\text{C}$

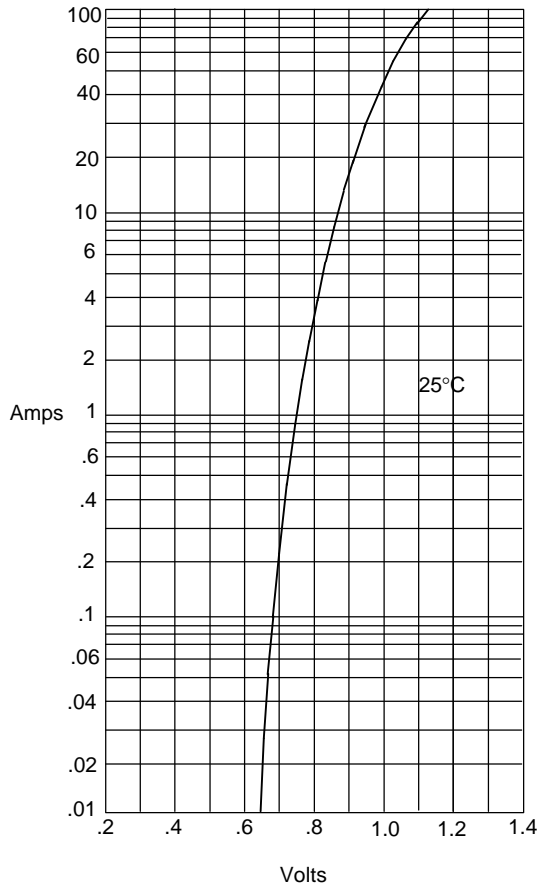
*Pulse test: Pulse width 300 μsec , Duty cycle 1%



DIM	INCHES		MM		NOTE
	MIN	MAX	MIN	MAX	
A	---	1.140	---	29.00	
B	---	.452	---	11.50	
C	.425	.480	10.80	12.20	
D	.693	.732	17.54	18.6	
E	.637	.677	16.20	17.20	
G	.188	---	4.77	---	∅
H	.633	.673	16.10	17.10	
J	.543	.582	13.80	14.80	

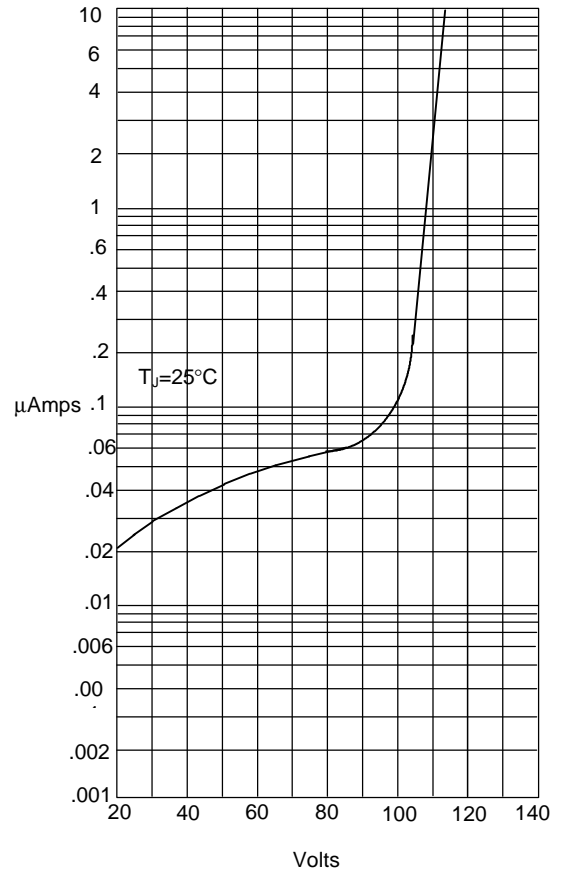
MB3505 thru MB3510

Figure 1
Typical Forward Characteristics



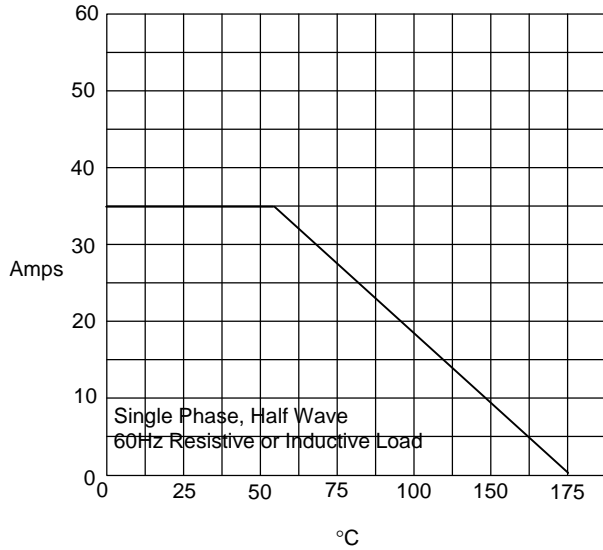
Instantaneous Forward Current - Amperes *versus*
Instantaneous Forward Voltage - Volts

Figure 2
Typical Reverse Characteristics



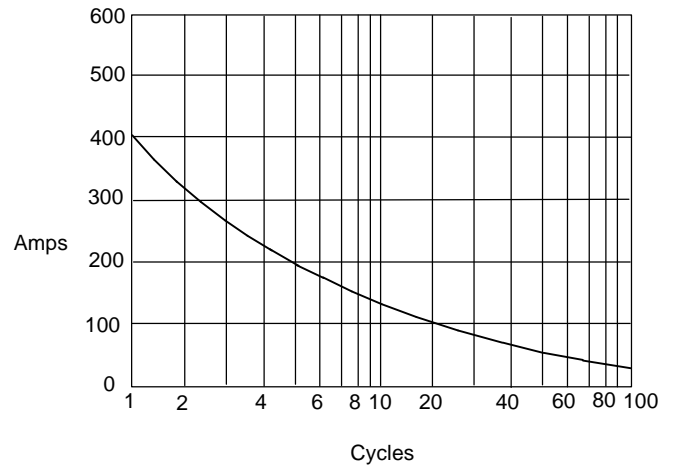
Instantaneous Reverse Leakage Current - MicroAmperes *versus*
Percent Of Rated Peak Reverse Voltage - Volts

Figure 3
Forward Derating Curve



Average Forward Rectified Current - Amperes *versus*
Ambient Temperature - °C

Figure 4
Peak Forward Surge Current



Peak Forward Surge Current - Amperes *versus*
Number Of Cycles At 60Hz - Cycles